



Schindler ReNew solution

Drive performance with a new controller, inverter, fixtures, and machine



We Elevate... Your Building

Prepare for the future today

With almost 150 years designing, manufacturing, and installing elevators, we understand how to transport people and loads safely and reliably.

We also know that after years of use, elevator equipment and components will eventually wear down, requiring upgrades to maintain the performance and reliability of the system. So we're using our Swiss-precision engineering and globally renowned expertise to provide you with the best elevator modernization solutions.

Our experience helps us understand and address the particular requirements and the unique challenges that an elevator modernization presents. With Schindler, your modernization will be managed smoothly and efficiently.

Our Schindler ReNew modernization includes a new controller, inverter, fixtures, and machine. By upgrading these essential components in your elevator, the whole experience becomes smoother and more pleasant for your passengers.

A Schindler ReNew not only increases the reliability and performance of your existing elevator, it also adds value to your existing investment. Modernizing your equipment enables you to take advantage of leading energy-efficient technologies, allowing you to reduce your carbon footprint and energy costs. Let us give you peace of mind with our Schindler ReNew solution.



We have several Schindler ReNew options – the Schindler 100 Plus, Schindler 300 Plus, Schindler 500 Plus, or Schindler 700 Plus – to meet the requirements of your specific building and the existing equipment.

Application Range	Schindler 100 Plus	Schindler 300 Plus	Schindler 500 Plus	Schindler 700 Plus
Building type	Residential	Residential, Office, Hotel	All	All
Speed	Up to 1 m/s	Up to 1.75 m/s	Up to 2.5 m/s	Above 2.5 m/s
Capacity	Up to 630 kg	Up to 1350 kg	Up to 2500 kg	Over 2500 kg
Group size	Max. 2	Max. 6	Max. 8	Above 8
Schindler PORT-compatible	No	Yes	Yes	Yes
Schindler Ahead Digital Media Services-compatible	Media Screen only	Yes	Yes	Yes



Reliability

Intelligent electronic diagnostics, in line with the latest code and safety standards, ensure a comfortable ride and improve the performance of your overall elevator system.



Availability

Maintenance-friendly components and the replacement of obsolete parts reduce the likelihood of equipment downtime.



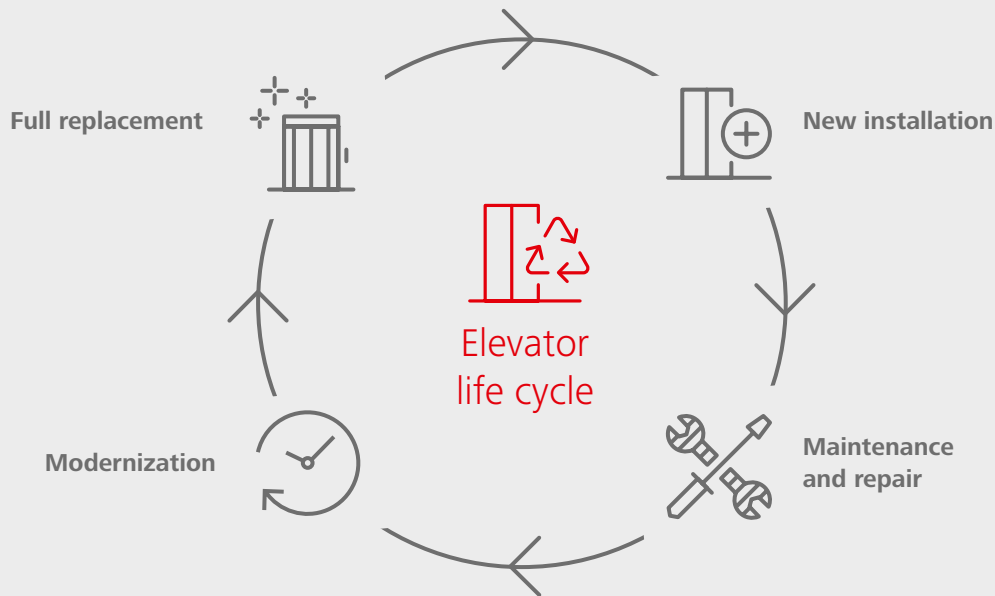
Sustainability

Upgraded components and the latest sustainable technologies help to reduce the energy consumption of your equipment.



Technology

A modernization introduces the latest digital innovations and new technologies to further support the management and maintenance of your equipment into the future.



From design and installation, through to service and modernization, our professionals are there throughout the life cycle of your elevator.

Repair or modernization? Giving your elevator new life

Assessing your elevator

Like any technical product, elevators are also subject to a life cycle. After commissioning, regular maintenance, and repairs, a Schindler modernization will help ensure that your elevators continue to perform optimally for years to come.

In contrast to a repair, which offers a 1:1 replacement of components, a modernization upgrades components and brings your elevator to a higher standard. The latest regulations, introduced to make your elevator as safe as possible, can be easily met with a Schindler ReNew solution.

Minimize unpredictability

A Schindler modernization addresses the unreliability and unpredictability associated with older installations, ensuring a smooth and uninterrupted ride. Replacing obsolete components safeguards against unnecessary downtime due to spare part unavailability – maximizing uptime in the future.

For equipment that is 25 to 30 years old, a Schindler ReNew should be considered to maintain the availability of spare parts, improve equipment performance, and preemptively upgrade components that are reaching their end of life.

Reduce energy
consumption
by up to

40

%*

Green buildings play a vital role in shaping the future of construction and sustainable cities. With a smaller environmental footprint, green buildings are one of the solutions proven to be effective in the fight against global climate change.

By upgrading select components with a Schindler ReNew solution, rather than replacing the whole elevator, the amount of waste and CO2 emissions generated is minimized. Recycling the old material, when possible, also contributes to the development of a circular economy.

The components in your Schindler ReNew modernization package have been developed to improve the sustainability of the overall elevator

system, reducing energy consumption by up to 40%*. Features such as standby-mode, regenerative drive technology, and improved control functions support the energy efficiency of your building. Integrating the latest digital technologies into your existing elevator also reduces the carbon emissions necessary to maintain and service it.

Along with the modernization work, we are happy to provide documentation to help your project comply with local sustainability regulations.

*Depending on the configuration of your ReNew solution and the existing installation.

ReNew the critical components

Enhance the overall system

A Schindler ReNew modernization upgrades several critical components in your elevator.



*representative system

1 Controller

Energize the brain of your elevator: the controller. A new elevator controller assures your equipment's performance, safety, and reliability, while also preparing the system for future enhancements. Additional advantages include reduced noise and increased levels of security. It all adds up to a significant improvement in comfort and peace of mind.

2 Inverter

The safety and comfort of an elevator go hand in hand with smooth operation and accessibility for passengers. Upgrading the inverter can eliminate trip hazards between the car and the landings. Precision stopping accuracy, thanks to advanced digital technologies, enables easy access for older adults, individuals with disabilities, or passengers pushing a stroller or shopping cart. Beyond comfort and safety, a new inverter offers improved energy efficiency.

3 Machine, including belts or ropes


The machine is the power source of the elevator. Old drives increase maintenance costs, do not meet current safety norms, and are no longer energy efficient by modern standards. With a new machine, the hoisting technology, such as ropes, will also be upgraded. Since these components require replacement after several years, this will eliminate the need for short-term repair work. When required, your machine will also be provided with a new frame to minimize adaptations to the building.

4 Fixtures

The fixtures are the primary interface between passengers and the elevator. They reflect the overall technical standard and quality of the equipment. Increase comfort and accessibility with new elevator and landing fixtures.

5 Electrical package

Your modernization will also include a set of replacement electrical peripherals and wiring. Machine room wiring, traveling cables, shaft wiring, car connection box, shaft information, and limit switches are included in the package.



Tailored solutions bring performance, value, and efficiency to your building. Options can be easily added to your Schindler ReNew modernization package. As your partner, we'll help determine what you need and make sure you get it. Whatever your priority, we can personalize a mobility solution that meets the specific requirements of your building, elevator, and tenants.

A future-ready controller

Designed for next-generation technologies

Schindler controllers are designed and developed to improve the reliability, functionality, and performance of the entire system. A new controller allows your elevator to benefit from the latest digital technologies, advancing it into the future.

Smart operation – clarity and convenience

Digital connectivity allows for better maintenance and management of your elevators, while creating higher levels of comfort for passengers. Several of our controllers are fully enabled for Schindler Ahead. Designed on the principles of IoT (Internet of Things) and machine learning, this system analyzes cloud-based data to deliver improved uptime, insights, and convenience. Digital connectivity gives you access to a wide range of services – from remote monitoring to an in-car alarm. Switching from analog landlines to digital wireless not only improves the reliability and quality of the connection – it also allows you to conveniently add new services to your account.

Maximize uptime with Schindler Ahead RemoteMonitoring

With digital connectivity, issues can be detected and addressed long before service is affected. This helps minimize or even avoid downtime of your elevators. Schindler Ahead maximizes equipment uptime thanks to instant, accurate insights about the health of your system.

Real-time insights with Schindler Ahead ActionBoard

Schindler ActionBoard provides operational, performance and commercial information in real time, giving your facility managers clear, instant oversight of their entire elevator and escalator portfolio.

Improved maintenance and reliability

A new controller supports the digital commissioning and enhanced maintenance of your elevator thanks to Schindler's digital service tool. This ensures the installation meets the highest quality standards, right from the very beginning.

Real-time insights with Ahead ActionBoard



Schindler commissioning supports the highest quality performance of your elevator



With valuable and predictive information available in real time, preventive actions can be taken more quickly



An updated inverter to improve energy use

Economically and ecologically sound

Beyond comfort and safety, operators and owners of buildings demand economical and ecological performance from their elevators.

A new Schindler inverter helps you to cut operational costs by reducing energy consumption. We have several types of inverters to match your existing equipment. The most energy efficient of these are regenerative inverters. While conventional inverters dissipate the brake energy on brake resistors – thus wasting valuable resources and heating the machine room – Schindler regenerative inverters return brake energy to the building's electrical devices or into the grid. This minimizes energy consumption and reduces the cooling requirement in the machine room by up to 50%*.

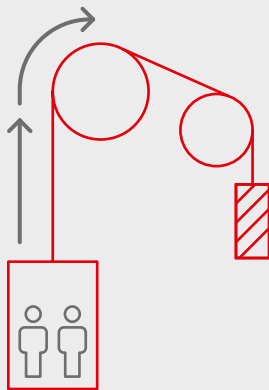
*Depending on the configuration of your ReNew solution and the existing installation.

Thanks to the latest advancements, the inverter, rather than mechanical brakes, brings the elevator to a stop. This can significantly improve the stopping accuracy to minimize trip hazards – making entry and exit easier for all passengers. It also reduces the wear and tear of the brake pads to extend the life of these components.

The regenerative approach, and its low standby energy consumption, makes the whole system a beneficial solution for the building, the environment, and your bottom line.

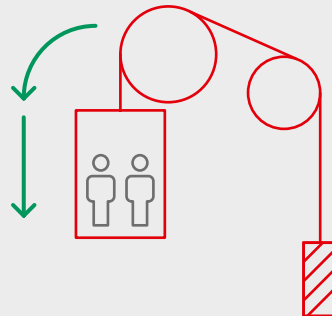
Electrical Power Consumption

Heavily loaded car

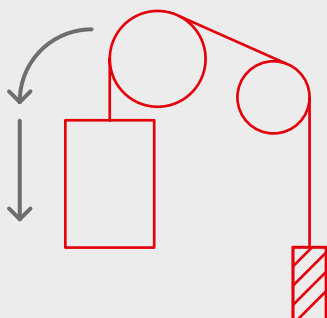


Electrical Power Generation

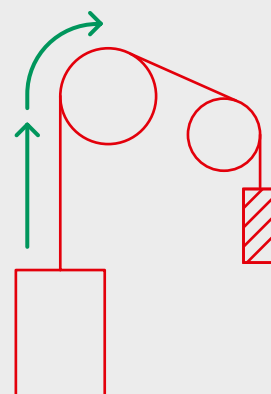
Heavily loaded car



Empty or lightly loaded car



Empty or lightly loaded car



Upgrade the ride with a new machine

Cut noise, vibrations and cost

Move your building with the times. After 25 years of operation, the maintenance costs for an elevator machine increase disproportionately.

Ride comfort

Enjoy precision stopping accuracy thanks to the enhanced and fully aligned communication between the inverter and the machine. A new machine can also help to reduce the noise and vibration created by aging material.

Energy savings

With Schindler STM technology, the drive system needs less energy than with traditional steel ropes. New gearless machines can also save up to 30% over older geared technology.

Safety

A new machine prevents uncontrolled car movement, either by introducing gearless technology or by incorporating a second safety device to prevent upward movement of the car. This change, in compliance with EN81-20/50, improves the safety of the system.




Installing a new machine increases comfort for users, while keeping availability high. We can provide solutions for all building types with minimal building adaptations, thanks to our various machine designs.

Fixtures to fit every need

Outfit your elevator in style

QE Fixtures

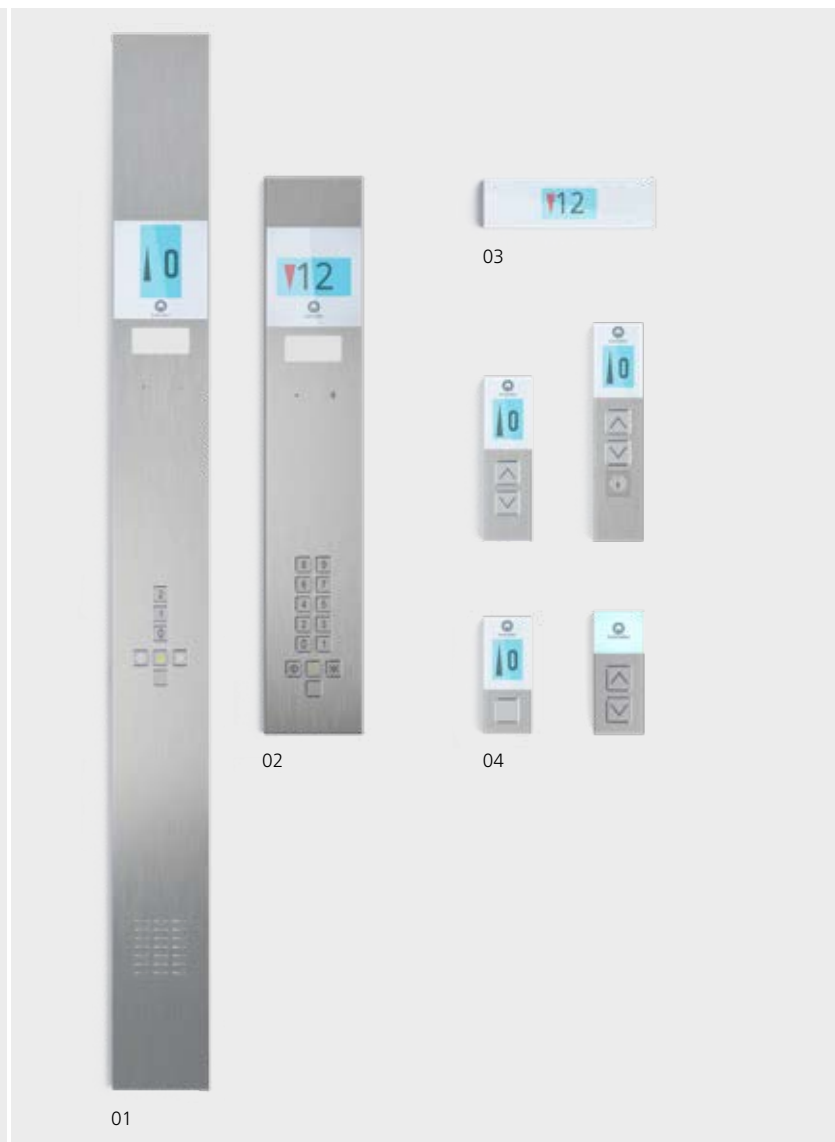
QE Fixtures offer excellent value, conforming to the latest codes and standards, while providing a reliable improvement to your elevator. The LCD display, LED buttons, and serial connection give your elevator a new, clean look. The surface-mounted fixtures are quick and easy to install.



- 01 Half height car operating panel
- 02 Car position & direction indicators
- 03 Landing operating panels

GS Fixtures

Schindler GS fixtures offer a high level of flexibility. It provides improved and transparent information for passengers; the elegant design features a customizable display and voice announcement to make their journey easier.



- 01 Full height car operating panel
- 02 Half height car operating panel
- 03 Car position & direction indicators
- 04 Landing operating panels

Linea 100

Linea 100 offers functional design in stainless steel. The integrated white glass display comes with a large, easily readable red LED dot matrix floor indicator. Push buttons are haloed by a clear red illumination when a call is recognized.

Linea 300

An upmarket user interface to enhance your elevator's looks, with an intuitive, efficient design. The display is available in black glass, with buttons positioned on elegant black stainless steel, or in white glass on brushed stainless steel.



- 01 Full height car operating panel
- 02 Half height car operating panel (EN:81-70)
- 03 Car position & direction indicators
- 04 Landing operating panels
- 05 Landing operating panels (EN:81-70)
- 06 Horizontal car operating panel (EN:81-70)

- 01 Full height car operating panel
- 02 Full height car operating panel (EN:81-70)
- 03 Car position & direction indicators
- 04 Landing operating panels
- 05 Landing operating panels (EN:81-70)

Schindler PORT Overlay

A seamless and hassle-free modernization

PORT

Schindler PORT technology – our destination dispatch system – can be installed in place of conventional fixtures on each landing to optimize the performance of an elevator group.

A Schindler PORT upgrade can be implemented as the first step of a more comprehensive modernization to achieve smart mobility in a minimum amount of time. Customers will experience an immediate improvement in traffic flow, even if one car is out of service for the modernization.



01 Schindler PORT 1 pedestal

02 PORT 4 flush wall-mounted

03 PORT destination indicator

04 PORT 1 MINI

05 PORT 1 wall-mounted

06 PORT 4 Home

PORT solutions available in white, grey or black



Enjoy up to 40% energy savings with Schindler PORT*

From simple and practical to elegant or energy saving, the fixtures in your Schindler ReNew package can be tailored to your needs.

*Depending on the configuration of your ReNew solution and the existing installation.

Tailored solutions

Options to meet the demands of your passengers and tenants

A wide variety of options and add-on features help you tailor a Schindler modernization to your budget and your wants. These can be easily added to your Schindler ReNew package to increase the longevity of your elevator. The options can also be added in phases, according to the financial planning of your building.

Modern, fresh designs

A **car interior upgrade** introduces the latest architectural elements into your elevator and returns the elevator appearance to a youthful state.



Optimize performance and reliability

The elevator **door system** is the leading cause of elevator downtime and maintenance visits. Update the door drive and car door panels to mitigate this risk and improve the reliability of the system.

User experience at the next level

Inform, engage, entertain. Display engaging multimedia content for your passengers and generate new revenue streams through advertising. Turn your elevator into an infotainment hub with **Ahead MediaScreen**.



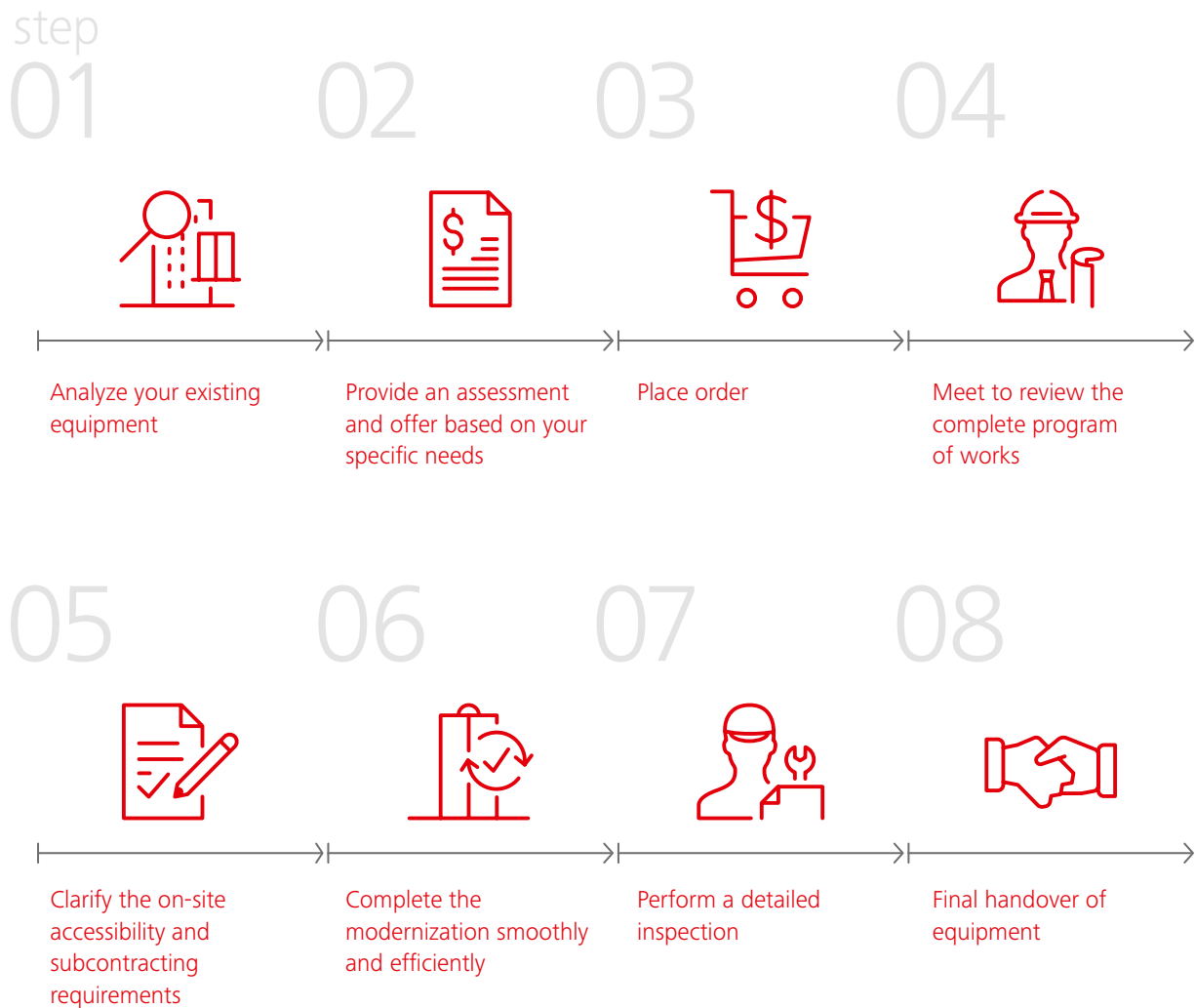
Elevating passenger health and safety

Enhanced health and safety solutions such as a new overspeed governor, a battery pack for automatic evacuation, or one of **Schindler's CleanMobility** solutions will give passengers further peace of mind.



Installation excellence

Working with you every step of the way



Transparent fulfillment process

















































We partner with you to find the best mobility solution for your facility. By checking the health of your existing equipment, we can determine what solution and components are the best fit for your installation.

To ensure a smooth installation process, we'll meet with you a few weeks before the modernization starts to discuss the final program of work. We'll also clarify storage and access points, and coordinate our activities with any subcontractors on-site.

Efficient installation and future maintenance

Installing the components in a ReNew solution can be done quickly. We'll aim to limit required building works, where possible, and endeavor to keep any noise, disruption, or dirt to a minimum – always showing the utmost respect for your building and tenants.

After a Schindler ReNew modernization, your equipment becomes easier to service and troubleshoot. The newly connected elevators enable 24/7 intelligent auto callback service and maintenance.

	 ReStore Controller, inverter, and fixture	 ReNew Controller, inverter, fixtures, machine, and suspension system	 RePlace Complete system replacement
Recommended	Over 15 years old or 2,000,000 trips	Over 25 years old or 3,500,000 trips	Over 30 years old
Lifetime extensions	∞ ∞ ∞ ∞ ∞	∞ ∞ ∞ ∞ ∞	∞ ∞ ∞ ∞ ∞
Energy savings	    	    	    
Design impact	    	    	    
Price	    	    	    

Schindler modernization

Various solutions to meet your needs

Are you interested in replacing your elevator with a completely new system? Or, maybe you would like to upgrade individual components? Either way, we have the solution that's right for you.

We have developed various modernization solutions to target the differing age, technical needs, and usage of elevators in operation today. A Schindler RePair addresses individual components on an as needed basis. A Schindler ReStore targets the electrical system to enable the latest technologies. Alternatively, a ReNew upgrades the critical electrical, and mechanical components, such as the machine, to deliver a smooth, safe and energy-efficient ride. While, a Schindler RePlace introduces a brand new elevator into your existing hoistway.

If you would like to learn more about Schindler's modernization solutions, visit: www.schindler.ae

This publication is for general informational purposes only and we reserve the right at any time to alter the services, product design and specifications. No statement contained in this publication shall be construed as a warranty or condition, expressed or implied, as to any service or product, its specifications, its fitness for any particular purpose, merchantability, quality or shall be interpreted as a term or condition of any service or purchase agreement for the products or services contained in this publication. Minor differences between printed and actual colors may exist.

Schindler Middle East and North Africa

For more information, please contact your local office



Bahrain

Jalal Schindler Lifts & Escalators Co.
W.L.L.

P.O. Box 5963, Manama

Tel. +973 17 714 242

Fax +973 17 717 191

Email: info.bh@schindler.com

Egypt

Schindler Ltd.

1 Aly Rashed St., Star Capital 1, First Floor,
City Stars Complex, Heliopolis, Cairo,
Egypt

Tel. +2 02 16 808

Tel. +2 02 248 01 939-42

Fax +2 02 248 01 998

Email: info.eg@schindler.com

Kuwait

Mass Tech for Elevators and Escalators

P.O. Box 5079, Block 9, Salmiya, Kuwait

Tel. +965 9227 1000

Tel. +965 9227 2000

Fax +965 2574 7002

Email: info@masskw.com

Iraq & Jordan

Schindler for Elevators and Escalators
L.L.C

Ruby 2 Building, Umm Al Sheif, Sheikh
Zayed Road, P.O. Box 115117, Dubai

Tel. +971 4 376 0000

Fax +971 4 380 5502

Email: export.ae@schindler.com

Lebanon

Schindler Lebanon S.A.L.

3rd Floor, Centre Hage,
Main Internal Street, Antelias, Metn
Lebanon

Tel. +961 4 417 750

Fax +961 4 413 750

Email: info@lb.schindler.com

Libya

Altagia Alhadetha Co.

P.O. Box 4184, Benghazi

Tel. +218 61 2236332

Fax +218 61 2224642

Email: info@altagnia.com

Sultanate of Oman

Mass International Co. LLC

P.O. Box 2204, PC-112, Ruwi

Tel. +968 244 87268

Tel. +968 244 87628

Fax +968 244 89708

Email: info@massinternational.om

Palestine

International Elevators Group (IEG)

P.O. Box 3816, Palestine

Tel. +970 2 2403781 - 4

Fax +970 2 2403785

Email: info@ieg-ptal.com

Qatar

Al Doha Schindler Elevators & Escalators
Co.

WLL 272 Office Bldg, Wholesale Market
St.,

Abu Hamour Area P.O. Box 22127, Doha

Tel. +974 4 451 3801

Fax +974 4 451 3805

Email: info.qa@schindler.com

Saudi Arabia

Schindler Olayan Elevator Co. Ltd.

Kamal Adham H.Q. Bldg.

Hail Street ALRuweis

AL-Mabani Bldg. 2nd + 3rd Floors

P.O. Box 1150, Jeddah 2143

Tel. +9661 2 646 8600

Fax +9661 2 651 2948

Email: info.sa@schindler.com

United Arab Emirates

Schindler for Elevators and Escalators

L.L.C

Ruby 2 Building, Umm Al Sheif, Sheikh

Zayed Road, P.O. Box 115117, Dubai

Tel. +971 4 376 0000

Fax +971 4 380 5502

Email: info.ae@schindler.com

Schindler Middle East & North Africa HQ

Ruby 2 Building, Umm Al Sheif,
Sheikh Zayed Road, P.O. Box 115117

Dubai, United Arab Emirates

Tel. +971 4 376 0000

Fax +971 4 380 5502

Email: info.mena@schindler.com



This publication is for general informational purposes only and we reserve the right at any time to alter the services, product design and specifications. No statement contained in this publication shall be construed as a warranty or condition, expressed or implied, as to any service or product, its specifications, its fitness for any particular purpose, merchantability, quality or shall be interpreted as a term or condition of any service or purchase agreement for the products or services contained in this publication. Minor differences between printed and actual colors may exist.

Released: March 2024